

Questions?

Sample Collection and Shipping Instructions

Resolve mdx

Specimen collection in 5 easy steps:

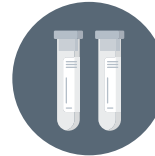
- 1 **Verify kit contents**
- 2 **Prep**
- 3 **Collect**
- 4 **Transfer**
- 5 **Ship**

Note:

If unable to ship on the day of collection, maintain at room temperature and ship immediately the following business day.

Sample must be received by mdxhealth within 5 days of collection.

1 Verify kit contents



Specimen Tube (2x)



Urine Collection Cup



Cleansing Towelette



Biohazard Bag



Test Requisition Form



Specimen Tube Label (2x)



Collection Kit Box

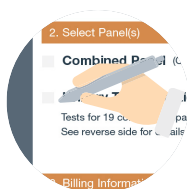


FedEx Clinical Pak/Return Label

Instructions continued ↘

2 Prep

1. Fill out **Specimen Tube Label** with patient's first and last name, date of birth and adhere to the **Specimen Tube**.
2. Complete all fields on the **Test Requisition Form**, including Specimen Information, ICD-10 codes, and physician signature.
3. Select the panel(s) to be ordered by checking the appropriate box(es).



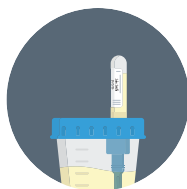
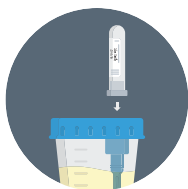
3 Urine Collection (for patient)

1. Wash hands and clean genital area using the **Cleansing Towelette**.
2. Remove lid from **Urine Collection Cup** and place on a flat surface (do not touch inside of lid or cup).
3. Begin urinating into toilet. Hold the **Urine Collection Cup** under the stream of urine without stopping and fill container $\frac{3}{4}$ full. Secure lid once complete.
4. Wash hands.




4 Transfer (for provider)

1. Remove yellow label from the lid on the **Urine Collection Cup** to reveal the rubber-coated needle.
2. Press rubber cap end of **Specimen Tube** onto rubber-coated needle to begin vacuum transfer. Hold **Specimen Tube** in place until the transfer is complete. Urine should be above the "Min Fill" line in the **Specimen Tube***.
 - Fill two (2) Specimen Tubes if submitting for both UTI and STI testing.
3. Remove **Specimen Tube** (do not remove rubber cap) and place inside **Biohazard Bag**.



5 Ship

1. Place the completed **Test Requisition Form** in the outside pocket of the **Biohazard Bag**. Place the **Biohazard Bag** inside the **Collection Kit Box**.
2. Insert the **Collection Kit Box** into the **FedEx Clinical Pak**.
3. Schedule a FedEx pick-up by calling **800-GO-FEDEX (800-463-3339)**.



* Samples below "Min Fill" line will be rejected.